


Trigger Transformers



The process that effects the initial ionization within a flashlamp is known as "triggering." Triggering creates a voltage gradient in the gas of sufficient magnitude to cause ionization of the lamps. Most flashlamp applications use a trigger coil to produce high-voltage pulses of short duration, usually a few microseconds or less.

Two different types of circuits and transformers are used to introduce the voltage necessary to achieve ionization - series injection triggering and external triggering with the associated coils.

External triggering uses a high-voltage trigger pulse to create a thin ionized streamer between the anode and cathode within the lamp. The coupling of this voltage to the lamp can be achieved using a thin nickel wire wrapped around, or a metal stripe on the surface of the lamp envelope. These types of trigger coils are generally lighter, smaller, and less expensive than those used for series injection triggering. Series triggering offers higher timing accuracy and is often used in combination with liquid cooled lamps in lasers. Trigger coils are typically larger, since they not only generate the HV ignition, but also must cope with lamp currents in the order of several thousand Amps.

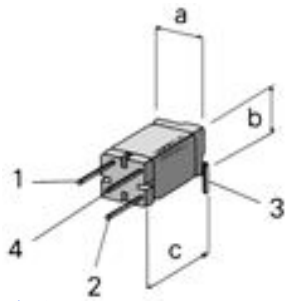


Fig. 1

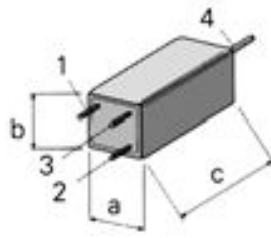


Fig. 2

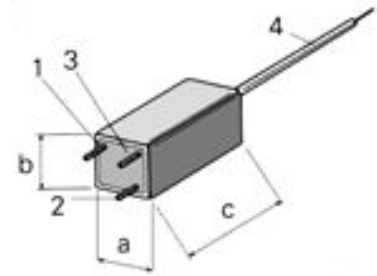


Fig. 3

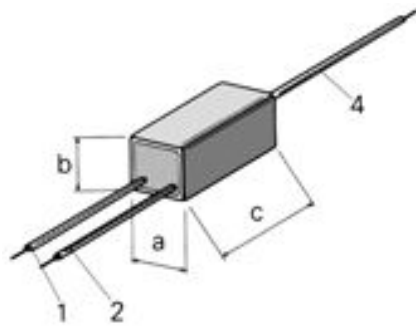


Fig. 4

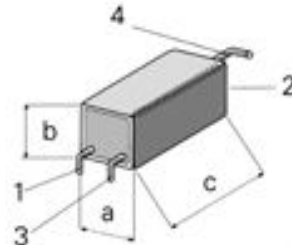


Fig. 5

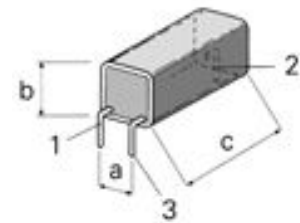


Fig. 6

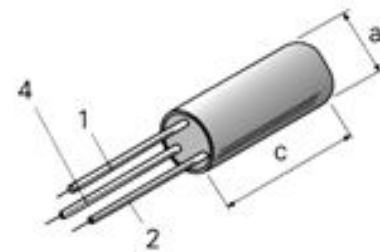


Fig. 7

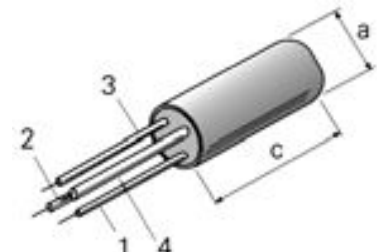


Fig. 8

External Trigger Transformers

Type	Figure	Sec. Voltage max / kV unloaded	Prim. Voltage max. unloaded V	Trigger Energy max/mWs	Trigger Power max / W	Transformer Ratio	Prim. Inductance μ H
ZS 1092	1	5	250	3	0.2	1:43	2
ZS 1052*	2	11	300	10	0.5	1:36	20
ZS 1052/1*	3	11	300	10	0.5	1:36	20
ZS 1052/11*	4	11	300	10	0.5	1:36	20
ZS 1052/12*	5	11	300	10	0.5	1:36	20
ZS 1052/1 (600)*	3	8	400	10	0.5	1:17	20
ZS 1052 AC*	6	11	300	10	0.5	1:36	20
ZS 1031	7	20	400	30	1	1:70	11
ZS 1031/11	8	20	400	30	1	1:70	11
ZS 1031/15	9	20	400	30	1	1:70	11
ZS 1031/7A	10	20	400	30	1	1:70	11
ZS 1032*	11	20	400	30	1	1:70	11
ZS 261816	12	15	250	10	0,5	1:65	39

* Available with UL-listed materials, suitable for higher operation temperatures

Series Injection Trigger Transformers

Type	Figure	Sec. Voltage max / kV unloaded	Prim. Voltage max. unloaded V	Transformer Ratio	Prim. Inductance μ H
STS 36	13	25	600	1:44	33

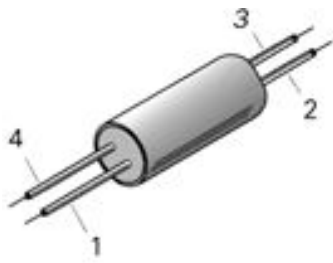


Fig. 9

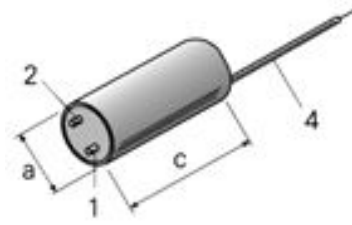


Fig. 10

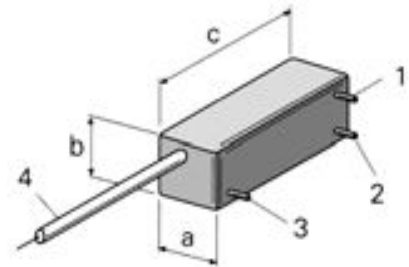


Fig. 11

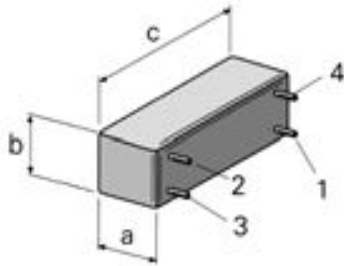


Fig. 12

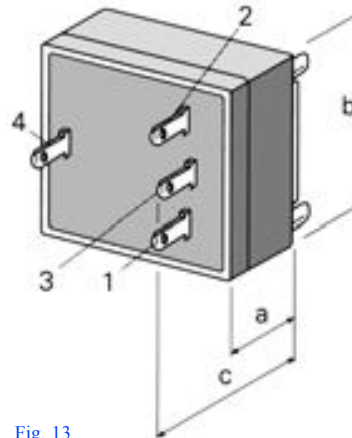


Fig. 13

Trigger Capacitor CZ / μF	Dimensions / mm			Connections Figure
	a	b	c	
0.022-0.068	4.8	4.8	7.7	101
0.047-0.22	8	8	16	102
0.047-0.22	8	8	16	102
0.047-0.22	8	8	16	101
0.047-0.22	8	8	16	102
0.047-0.22	8	8	16	102
0.047-0.22	8	8	16	103
0.1-0.47	16	-	35	101
0.1-0.47	16	-	35	102
0.1-0.47	16	-	35	102
0.1-0.47	16	-	35	101
0.1-0.47	17	17	43	102
0.1-0.22	18	15,5	25,4	102

Trigger Capacitor CZ / μF	Dimensions / mm			Connections of prim. and sec. Figure
	a	b	c	
0.47 - 1	32	45	37	102




Fig. 101




Fig. 102



Fig. 103

Your Partner of Choice

With a broad customer base in all major markets, built on ninety years of solid trust and cooperation with our customers, Excelitas is recognized as a reliable partner that delivers high quantity, customized, and superior “one-stop” solutions. Our products - from lamps to trigger transformers, reflectors, power supplies, and more - meet the highest qualitative and environmental standards. Our worldwide Centers of Excellence along with our Customer and Technical Support teams always work with you to find the best solutions for your specific needs.

Excelitas

Excelitas is a global technology leader providing market-driven, integrated solutions for a wide range of applications, which leverage our lighting, sensors, and imaging expertise. Our technologies, services and support are fueling the medical, genomic and digital revolutions by enhancing our customers’ productivity, optimizing performance, and accelerating time-to-market.

So contact us and put Excelitas’ expertise to work in your demanding lighting applications. Let us show you how our innovations will help you deliver the perfect product.

European Headquarters
Excelitas Technologies
Wenzel-Jaksch-Str. 31
65199 Wiesbaden, Germany
Telephone: (+49) 611-492-269
Fax: (+49) 611-492-132
generalinquiries@excelitas.com

Asia Headquarters
Excelitas Technologies
47 Ayer Rajah Crescent #06-12
Singapore 139947
Telephone: (+65) 67704-306
Fax: (+65) 67751-008

Worldwide Headquarters
Excelitas Technologies
44370 Christy Street
Fremont, CA 94538-3180
Telephone: +1 510-979-6500
Toll free: (North America) +1 800-775-OPTO (6786)
Fax: +1 510-687-1140
www.excelitas.com

EXCELITAS
TECHNOLOGIES

For a complete listing of our global offices, visit www.excelitas.com

©2011 Excelitas Technologies Corp. All rights reserved. The Excelitas logo and design are registered trademarks of Excelitas Technologies Corp. All other trademarks not owned by Excelitas Technologies or its subsidiaries that are depicted herein are the property of their respective owners. Excelitas reserves the right to change this document at any time without notice and disclaims liability for editorial, pictorial or typographical errors.

600007_01 DTS0904P