


VTA1216H Series

Linear Photodiode Array (PDA) for X-ray Scanning



VTA1216H-L-SC-08-1

The VTA1216H series is a 16-channel High Resolution Photodiode Array (PDA). There are 8 dual-element photodiodes mounted directly on an FR-4 PCB. The pitch (sensor-to-sensor spacing of adjacent chips) for this series is 1.2 mm; other pitches are available as off the shelf or as custom devices.

A transparent coating material covers the photo-sensitive chip area while a globtop encapsulant protects the bond wires from damage and environmental influences. These parts are available with or without a scintillator material mounted over the photodiode active area to convert X-rays into visible photons of light.

These devices can be used as single energy detectors with a range of available scintillator crystals. They can also be used in dual-energy systems in a stacked configuration for simultaneous detection of low and high energy radiation for better atomic number discrimination. This technique is particularly useful in security applications such as luggage scanning in airports or at critical infrastructure locations (train stations, sports stadiums, courthouses, etc.).

Key Features

- Photodiodes with extremely low dark current
- High signal to noise ratio
- Scintillator crystals available on demand to convert incident X-rays into visible photons
- 16 channels at 1.2 mm pitch

Applications

- Luggage Scanning
- Food inspection
- Cargo/container screening
- Non-destructive testing
- Industrial inspection

VTA1216H Series

Linear Photodiode Array (PDA) for X-ray Scanning

Nomenclature

VTA1216H series part numbers are in the following format: **VTA1216H-W-XX-YY-Z**

W: Energy type (H-High, L-Low)

XX: Scintillator (NC-No scintillator, SC-With scintillator)

YY: Scintillator type (see *Scintillator Selection Guide* section below for all standard scintillator types)

Z: Photodiode type (0-Regular capacitance, 1-Low capacitance)

Scintillator Selection Guide*

High Energy Scintillator		Low Energy Scintillator	
Type no.	Characteristics	Type no.	Characteristics
VTA1216H-H-NC-00	No scintillator	VTA1216H-L-NC-00	No scintillator
VTA1216H-H-SC-01	CsI-Tl, 3 mm thick, segmented	VTA1216H-L-SC-03	Gd ₂ O ₂ S:Tb sheet, 310 µm thick, DRZ-High
VTA1216H-H-SC-05	Gd ₂ O ₂ S:Pr, 1.5 mm thick, segmented	VTA1216H-L-SC-08	Gd ₂ O ₂ S:Pr sheet, 200 µm thick

* Scintillators are available using other materials and geometries upon request.

Typical Scintillator Characteristics*

Parameter	SC-01	SC-05	SC-03	SC-08	Unit
Composition	CsI-Tl	Gd ₂ O ₂ S:Pr	Gd ₂ O ₂ S:Tb sheet	Gd ₂ O ₂ S:Pr sheet	
Emission peak	550	512	545	512	nm
Decay time (@ 1/e)	1	4	600	3	µs
Decay time to 10 % peak	5	7	1500	7	µs
Afterglow	0.500 (after 20 ms)	0.015 (after 100 ms)	-	0.020 (after 100 ms)	%
Density	4.51	7.33	7.33	7.33	gm/cm ³

* These characteristics are typical, specifications will vary from manufacturer.

VTA1216H Series

Linear Photodiode Array (PDA) for X-ray Scanning

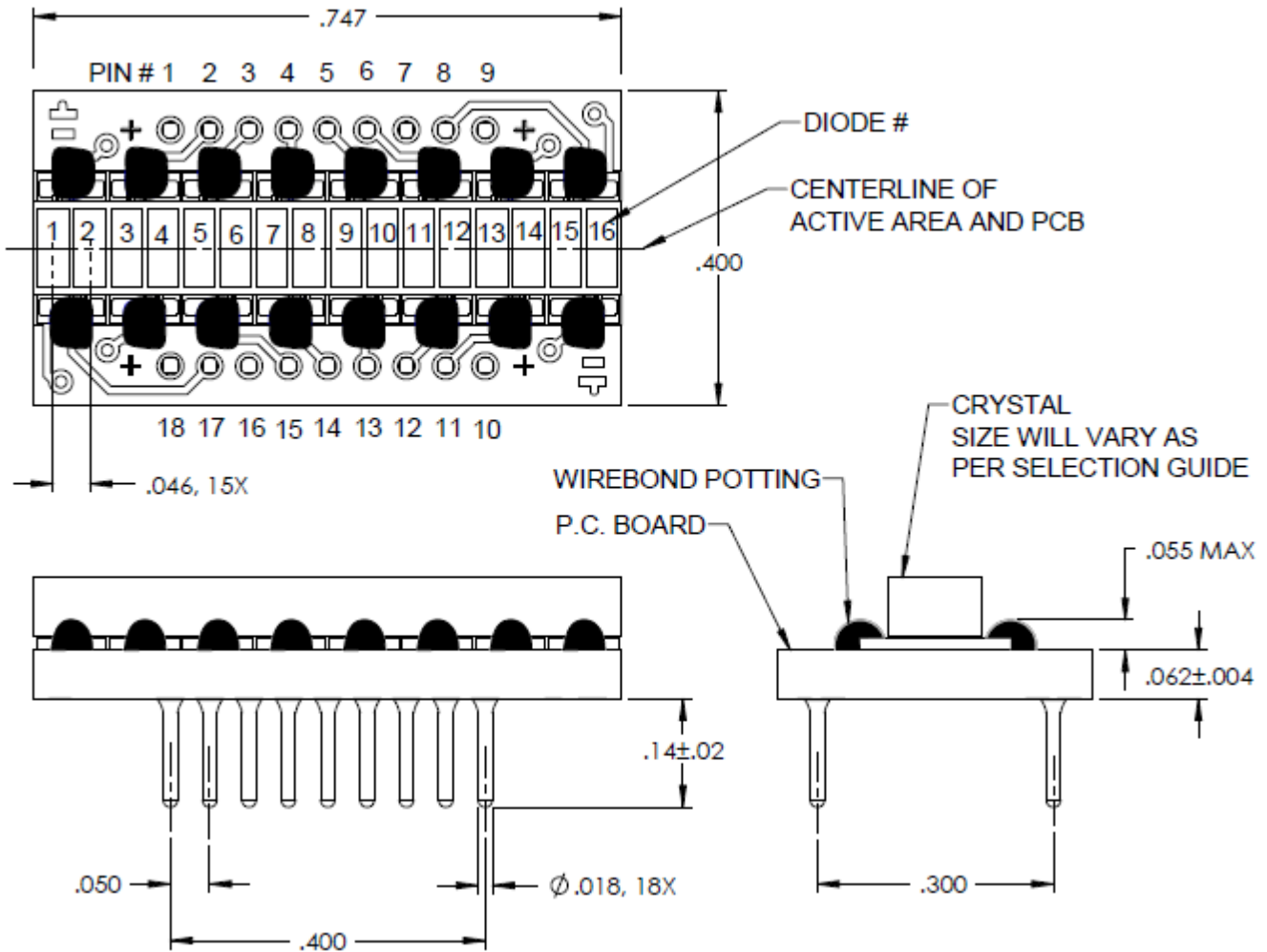
Electro-Optical Characteristics

Parameter	Symbol	Conditions	VTA1216H-W-XX-YY-0			VTA1216H-W-XX-YY-1			Unit
			Min.	Typ.	Max.	Min.	Typ.	Max.	
Short circuit current	I_{SC}	25 ° C / 1000 lx 2850 K	10	13	16	10	13	16	μ A
Open circuit voltage	V_{OC}	25 ° C / 1000 lx 2850 K	380			380			mV
Forward voltage	V_F	25 ° C / 1 mA	400		700	400		700	mV
Dark current	I_D	25 ° C / 0 lx ± 10 mV applied		2	10		15	30	pA
Junction capacitance	C_J	25 ° C / 0 lx 0 V applied		200	300		25	32	pF
Breakdown voltage	V_{BR}	25 ° C / 0 lx	20			20			V
Responsivity @ 550 nm	λ_{550}	25 ° C ± 10 mV applied	0.26	0.32		0.26	0.32		A/W
Responsivity @ 950 nm	λ_{950}	25 ° C ± 10 mV applied	0.45	0.55		0.45	0.55		A/W
Peak spectral sensitivity	λ_{max}			900			900		nm
Spectral response	λ_{range}		400		1100	400		1100	nm
Effective sensitive area (per element)	A		1.72			2.00			mm ²
Chip size (dual-element type)	l * w		4.90 x 2.25			4.58 x 2.25			mm ²
Element pitch			1.18			1.18			mm
Number of elements			16			16			element

Linear Photodiode Array (PDA) for X-ray Scanning

Physical Configuration

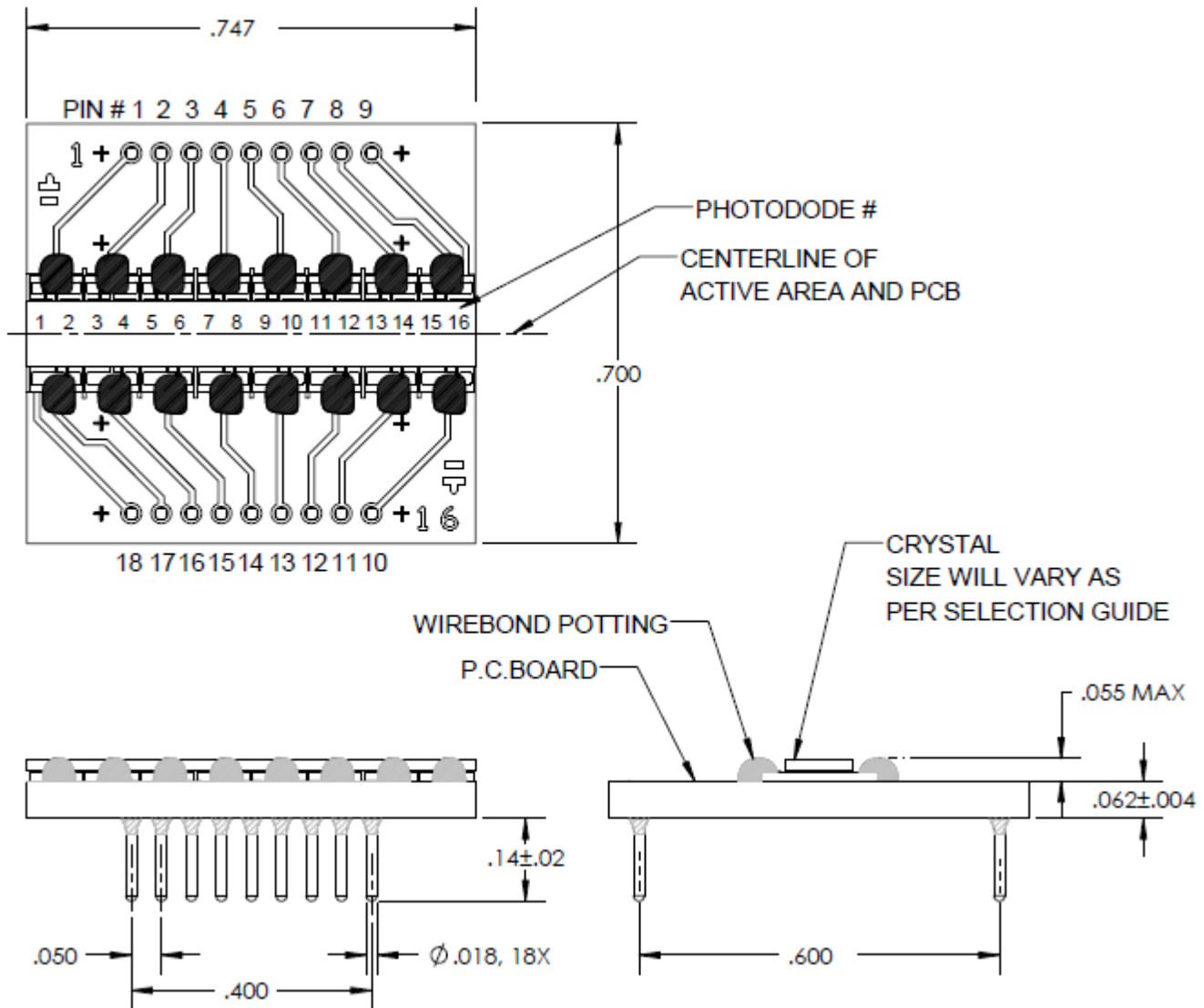
VTA1216H-H (Dimensions are in inches)



PIN#	Electrical Connection	PIN#	Electrical Connection
1	Anode 1	10	Anode 16
2	Anode 3	11	Anode 14
3	Anode 5	12	Anode 12
4	Anode 7	13	Anode 10
5	Anode 9	14	Anode 8
6	Anode 11	15	Anode 6
7	Anode 13	16	Anode 4
8	Anode 15	17	Anode 2
9	Common Cathode	18	Common Cathode

Linear Photodiode Array (PDA) for X-ray Scanning

VTA1216H-L (Dimensions are in inches)



PIN#	Electrical Connection	PIN#	Electrical Connection
1	Anode 1	10	Anode 16
2	Anode 3	11	Anode 14
3	Anode 5	12	Anode 12
4	Anode 7	13	Anode 10
5	Anode 9	14	Anode 8
6	Anode 11	15	Anode 6
7	Anode 13	16	Anode 4
8	Anode 15	17	Anode 2
9	Common Cathode	18	Common Cathode

VTA1216H Series

Linear Photodiode Array (PDA) for X-ray Scanning

About Excelitas Technologies

Excelitas Technologies is a global technology leader focused on delivering innovative, customized solutions to meet the lighting, detection and other high-performance technology needs of OEM customers.

From analytical instrumentation to clinical diagnostics, medical, industrial, safety and security, and aerospace and defense applications, Excelitas Technologies is committed to enabling our customers' success in their specialty end-markets. Excelitas Technologies has approximately 3,000 employees in North America, Europe and Asia, serving customers across the world.

Excelitas Technologies
22001 Dumberry Road
Vaudreuil-Dorion, Quebec
Canada J7V 8P7
Telephone: (+1) 450.424.3300
Toll-free: (+1) 800.775.6786
Fax: (+1) 450.424.3345
detection@excelitas.com

European Headquarters
Excelitas Technologies
GmbH & Co. KG
Wenzel-Jaksch-Str. 31
D-65199 Wiesbaden
Germany
Telephone: (+49) 611 492 430
Fax: (+49) 611 492 165
detection.europe@excelitas.com

Asia Headquarters
Excelitas Technologies
47 Ayer Rajah Crescent #06-12
Singapore 139947
Telephone: (+65) 6775-2022
Fax: (+65) 6775-1008



For a complete listing of our global offices, visit www.excelitas.com/ContactUs

© 2011 Excelitas Technologies Corp. All rights reserved. The Excelitas logo and design are registered trademarks of Excelitas Technologies Corp. All other trademarks not owned by Excelitas Technologies or its subsidiaries that are depicted herein are the property of their respective owners. Excelitas reserves the right to change this document at any time without notice and disclaims liability for editorial, pictorial or typographical errors.